

Saint Michael's College of Vermont

Fall 2022 Undergraduate Course Evaluations

Course: EC-101-C: Principles of Macroeconomics C-2022-FA-EC-101-C
Instructor: Shahrzad Ghourchian *
Response Rate: 6/27 (22.22 %)

1 - Please indicate the teaching mode of this class:

Response Option	Weight	Frequency	Percent	Percent Responses	Means							
Primarily In-Person	(1)	6	100.00%									
Hybrid/Mixed Modes	(2)	0	0.00%									
Primarily Virtual	(3)	0	0.00%									
					0	25	50	100	Question	This Academic Level	This Department	
Response Rate	Mean	STD	Median	This Academic Level	Mean	STD	Median	This Department	Mean	STD	Median	
6/27 (22.22%)	1.00	0.00	1.00	2036	1.04	0.26	1.00	69	1.03	0.24	1.00	

- Mostly lectures, sometimes in-class group work.
- In class lectures with 2 exams and a few group assignments.
- in person attendance not mandatory but assignments are and no late work is accepted.

2 - The professor was well-prepared for class.

Shahrzad Ghourchian

Response Option	Weight	Frequency	Percent	Percent Responses	Means							
5: Strongly Agree	(5)	5	83.33%									
4: Agree	(4)	1	16.67%									
3: Neutral	(3)	0	0.00%									
2: Disagree	(2)	0	0.00%									
1: Strongly Disagree	(1)	0	0.00%									
N/A	(0)	0	0.00%									
					0	25	50	100	Question	This Academic Level	This Department	
Response Rate	Mean	STD	Median	This Academic Level	Mean	STD	Median	This Department	Mean	STD	Median	
6/27 (22.22%)	4.83	0.41	5.00	2154	4.55	0.73	5.00	68	4.81	0.43	5.00	

3 - The professor's use of technology enhanced my learning.

Shahrzad Ghourchian

Response Option	Weight	Frequency	Percent	Percent Responses	Means							
5: Strongly Agree	(5)	4	66.67%									
4: Agree	(4)	0	0.00%									
3: Neutral	(3)	1	16.67%									
2: Disagree	(2)	0	0.00%									
1: Strongly Disagree	(1)	0	0.00%									
N/A	(0)	1	16.67%									
					0	25	50	100	Question	This Academic Level	This Department	
Response Rate	Mean	STD	Median	This Academic Level	Mean	STD	Median	This Department	Mean	STD	Median	
6/27 (22.22%)	4.60	0.89	5.00	2145	4.17	0.98	4.00	68	4.26	0.91	5.00	

Saint Michael's College of Vermont

Fall 2022 Undergraduate Course Evaluations

Course: EC-101-C: Principles of Macroeconomics C-2022-FA-EC-101-C
Instructor: Shahrzad Ghourchian *
Response Rate: 6/27 (22.22 %)

4 - Course assignments contributed to my understanding of the subject matter.

Response Option					Weight	Frequency	Percent	Percent Responses	Means						
5: Strongly Agree					(5)	5	83.33%		4.83	4.27	4.56	Question	This Academic Level	This Department	
4: Agree					(4)	1	16.67%								
3: Neutral					(3)	0	0.00%								
2: Disagree					(2)	0	0.00%								
1: Strongly Disagree					(1)	0	0.00%								
N/A					(0)	0	0.00%								
								0	25	50	100				
Response Rate	Mean	STD	Median	This Academic Level	Mean	STD	Median	This Department	Mean	STD	Median				
6/27 (22.22%)	4.83	0.41	5.00	2014	4.27	0.96	5.00	67	4.56	0.75	5.00				

5 - The professor provided useful feedback on my progress.

Shahrzad Ghourchian

Response Option					Weight	Frequency	Percent	Percent Responses	Means						
5: Strongly Agree					(5)	4	66.67%		4.17	4.17	4.23	Question	This Academic Level	This Department	
4: Agree					(4)	0	0.00%								
3: Neutral					(3)	1	16.67%								
2: Disagree					(2)	1	16.67%								
1: Strongly Disagree					(1)	0	0.00%								
N/A					(0)	0	0.00%								
								0	25	50	100				
Response Rate	Mean	STD	Median	This Academic Level	Mean	STD	Median	This Department	Mean	STD	Median				
6/27 (22.22%)	4.17	1.33	5.00	2141	4.17	1.05	5.00	67	4.23	1.05	5.00				

6 - The professor was interested in whether or not students learned.

Shahrzad Ghourchian

Response Option					Weight	Frequency	Percent	Percent Responses	Means						
5: Strongly Agree					(5)	3	50.00%		4.33	4.43	4.37	Question	This Academic Level	This Department	
4: Agree					(4)	2	33.33%								
3: Neutral					(3)	1	16.67%								
2: Disagree					(2)	0	0.00%								
1: Strongly Disagree					(1)	0	0.00%								
N/A					(0)	0	0.00%								
								0	25	50	100				
Response Rate	Mean	STD	Median	This Academic Level	Mean	STD	Median	This Department	Mean	STD	Median				
6/27 (22.22%)	4.33	0.82	4.50	2140	4.43	0.85	5.00	66	4.37	0.93	5.00				

Saint Michael's College of Vermont
Fall 2022 Undergraduate Course Evaluations

Course: EC-101-C: Principles of Macroeconomics C-2022-FA-EC-101-C
Instructor: Shahrzad Ghourchian *
Response Rate: 6/27 (22.22 %)

7 - The professor's evaluative and grading techniques (e.g. tests, papers, projects) were fair.

Shahrzad Ghourchian

Response Option	Weight	Frequency	Percent	Percent Responses	Means							
5: Strongly Agree	(5)	5	83.33%			4.83	4.33	4.33	0	25	50	100
4: Agree	(4)	1	16.67%									
3: Neutral	(3)	0	0.00%									
2: Disagree	(2)	0	0.00%									
1: Strongly Disagree	(1)	0	0.00%									
N/A	(0)	0	0.00%									
Response Rate	Mean	STD	Median	This Academic Level	Mean	STD	Median	This Department	Mean	STD	Median	
6/27 (22.22%)	4.83	0.41	5.00	2147	4.33	0.91	5.00	67	4.33	0.81	5.00	

8 - The professor treats differences of opinion with appropriate respect.

Shahrzad Ghourchian

Response Option	Weight	Frequency	Percent	Percent Responses	Means							
5: Strongly Agree	(5)	5	83.33%			4.83	4.53	4.61	0	25	50	100
4: Agree	(4)	1	16.67%									
3: Neutral	(3)	0	0.00%									
2: Disagree	(2)	0	0.00%									
1: Strongly Disagree	(1)	0	0.00%									
N/A	(0)	0	0.00%									
Response Rate	Mean	STD	Median	This Academic Level	Mean	STD	Median	This Department	Mean	STD	Median	
6/27 (22.22%)	4.83	0.41	5.00	2144	4.53	0.74	5.00	67	4.61	0.55	5.00	

9 - The professor established a class atmosphere that was conducive to student learning.

Shahrzad Ghourchian

Response Option	Weight	Frequency	Percent	Percent Responses	Means							
5: Strongly Agree	(5)	5	83.33%			4.83	4.38	4.59	0	25	50	100
4: Agree	(4)	1	16.67%									
3: Neutral	(3)	0	0.00%									
2: Disagree	(2)	0	0.00%									
1: Strongly Disagree	(1)	0	0.00%									
N/A	(0)	0	0.00%									
Response Rate	Mean	STD	Median	This Academic Level	Mean	STD	Median	This Department	Mean	STD	Median	
6/27 (22.22%)	4.83	0.41	5.00	2144	4.38	0.90	5.00	67	4.59	0.70	5.00	

Saint Michael's College of Vermont
Fall 2022 Undergraduate Course Evaluations

Course: EC-101-C: Principles of Macroeconomics C-2022-FA-EC-101-C
Instructor: Shahrzad Ghourchian *
Response Rate: 6/27 (22.22 %)

10 - If I needed help, the professor made themselves available.

Shahrzad Ghourchian

Response Option	Weight	Frequency	Percent	Percent Responses	Means						
5: Strongly Agree	(5)	4	66.67%		<table border="1"> <tr> <td>4.67</td> <td>4.47</td> <td>4.63</td> </tr> </table>	4.67	4.47	4.63			
4.67	4.47	4.63									
4: Agree	(4)	2	33.33%								
3: Neutral	(3)	0	0.00%								
2: Disagree	(2)	0	0.00%								
1: Strongly Disagree	(1)	0	0.00%								
N/A	(0)	0	0.00%								
0 25 50 100					Question	This Academic Level	This Department				
Response Rate	Mean	STD	Median	This Academic Level	Mean	STD	Median	This Department	Mean	STD	Median
6/27 (22.22%)	4.67	0.52	5.00	2146	4.47	0.80	5.00	67	4.63	0.63	5.00

11 - The professor stimulated my interest in the subject matter.

Shahrzad Ghourchian

Response Option	Weight	Frequency	Percent	Percent Responses	Means						
5: Strongly Agree	(5)	5	83.33%		<table border="1"> <tr> <td>4.33</td> <td>4.18</td> <td>4.47</td> </tr> </table>	4.33	4.18	4.47			
4.33	4.18	4.47									
4: Agree	(4)	0	0.00%								
3: Neutral	(3)	0	0.00%								
2: Disagree	(2)	0	0.00%								
1: Strongly Disagree	(1)	1	16.67%								
N/A	(0)	0	0.00%								
0 25 50 100					Question	This Academic Level	This Department				
Response Rate	Mean	STD	Median	This Academic Level	Mean	STD	Median	This Department	Mean	STD	Median
6/27 (22.22%)	4.33	1.63	5.00	2146	4.18	1.07	5.00	67	4.47	0.92	5.00

12 - This course caused me to think in depth about the subject matter.

Response Option	Weight	Frequency	Percent	Percent Responses	Means						
5: Strongly Agree	(5)	3	50.00%		<table border="1"> <tr> <td>4.33</td> <td>4.24</td> <td>4.40</td> </tr> </table>	4.33	4.24	4.40			
4.33	4.24	4.40									
4: Agree	(4)	2	33.33%								
3: Neutral	(3)	1	16.67%								
2: Disagree	(2)	0	0.00%								
1: Strongly Disagree	(1)	0	0.00%								
N/A	(0)	0	0.00%								
0 25 50 100					Question	This Academic Level	This Department				
Response Rate	Mean	STD	Median	This Academic Level	Mean	STD	Median	This Department	Mean	STD	Median
6/27 (22.22%)	4.33	0.82	4.50	2019	4.24	0.99	5.00	66	4.40	0.86	5.00

13 - Relative to other college courses I have taken, the academic challenge presented in this class was:

Response Option	Weight	Frequency	Percent	Percent Responses	Means						
5: Much higher	(5)	1	16.67%		<table border="1"> <tr> <td>3.17</td> <td>3.41</td> <td>3.73</td> </tr> </table>	3.17	3.41	3.73			
3.17	3.41	3.73									
4: Moderately higher	(4)	0	0.00%								
3: Average	(3)	4	66.67%								
2: Moderately lower	(2)	1	16.67%								
1: Much lower	(1)	0	0.00%								
N/A	(0)	0	0.00%								
0 25 50 100					Question	This Academic Level	This Department				
Response Rate	Mean	STD	Median	This Academic Level	Mean	STD	Median	This Department	Mean	STD	Median
6/27 (22.22%)	3.17	0.98	3.00	2018	3.41	1.03	3.00	66	3.73	0.83	4.00

Saint Michael's College of Vermont

Fall 2022 Undergraduate Course Evaluations

Course: EC-101-C: Principles of Macroeconomics C-2022-FA-EC-101-C
Instructor: Shahrzad Ghourchian *
Response Rate: 6/27 (22.22 %)

14 - Relative to other college courses I have taken, the amount of effort I put into this course was:

Response Option	Weight	Frequency	Percent	Percent Responses	Means									
5: Much higher	(5)	0	0.00%											
4: Moderately higher	(4)	1	16.67%	█										
3: Average	(3)	4	66.67%	██████████										
2: Moderately lower	(2)	1	16.67%	█										
1: Much lower	(1)	0	0.00%											
					0	25	50	100	Question	This Academic Level	This Department			
Response Rate	Mean	STD	Median	This Academic Level	Mean	STD	Median	This Department	Mean	STD	Median			
6/27 (22.22%)	3.00	0.63	3.00	2019	3.50	1.00	4.00	67	3.61	0.89	4.00			

15 - Relative to other college courses I have taken, the amount of effort required to succeed in this course was:

Response Option	Weight	Frequency	Percent	Percent Responses	Means									
5: Much higher	(5)	1	16.67%	█										
4: Moderately higher	(4)	0	0.00%											
3: Average	(3)	4	66.67%	██████████										
2: Moderately lower	(2)	1	16.67%	█										
1: Much lower	(1)	0	0.00%											
					0	25	50	100	Question	This Academic Level	This Department			
Response Rate	Mean	STD	Median	This Academic Level	Mean	STD	Median	This Department	Mean	STD	Median			
6/27 (22.22%)	3.17	0.98	3.00	2011	3.47	0.98	3.00	67	3.75	0.82	4.00			

16 - On average, about how many hours per week did you spend on this course, including attending classes, studying, doing readings, writing papers, and other course-related assignments? Please be sure to include your hours spent in the class with all the other work you do for the course in an average week.

Response Option	Weight	Frequency	Percent	Percent Responses	Means									
4	(4)	4	66.67%	██████████										
6	(6)	2	33.33%	██										
					0	25	50	100	Question	This Academic Level	This Department			
Response Rate	Mean	STD	Median	This Academic Level	Mean	STD	Median	This Department	Mean	STD	Median			
6/27 (22.22%)	4.67	1.03	4.00	1991	8.03	3.64	8.00	65	8.15	3.09	8.00			

17 - I learned a great deal in this course.

Response Option	Weight	Frequency	Percent	Percent Responses	Means									
5: Strongly Agree	(5)	2	33.33%	████										
4: Agree	(4)	2	33.33%	████										
3: Neutral	(3)	2	33.33%	████										
2: Disagree	(2)	0	0.00%											
1: Strongly Disagree	(1)	0	0.00%											
N/A	(0)	0	0.00%											
					0	25	50	100	Question	This Academic Level	This Department			
Response Rate	Mean	STD	Median	This Academic Level	Mean	STD	Median	This Department	Mean	STD	Median			
6/27 (22.22%)	4.00	0.89	4.00	2009	4.14	1.01	4.00	67	4.39	0.65	4.00			

Saint Michael's College of Vermont
Fall 2022 Undergraduate Course Evaluations

Course: EC-101-C: Principles of Macroeconomics C-2022-FA-EC-101-C
Instructor: Shahrzad Ghourchian *
Response Rate: 6/27 (22.22 %)

18 - Overall, I would rate this professor as a good teacher.

Shahrzad Ghourchian

Response Option	Weight	Frequency	Percent	Percent Responses	Means							
5: Strongly Agree	(5)	4	66.67%			4.67	4.40	4.59				
4: Agree	(4)	2	33.33%									
3: Neutral	(3)	0	0.00%									
2: Disagree	(2)	0	0.00%									
1: Strongly Disagree	(1)	0	0.00%									
N/A	(0)	0	0.00%									
					0	25	50	100	Question	This Academic Level	This Department	
Response Rate	Mean	STD	Median	This Academic Level	Mean	STD	Median	This Department	Mean	STD	Median	
6/27 (22.22%)	4.67	0.52	5.00	2147	4.40	0.91	5.00	67	4.59	0.72	5.00	

19 - I would recommend this professor to other students who take this or similar courses.

Shahrzad Ghourchian

Response Option	Weight	Frequency	Percent	Percent Responses	Means							
5: Strongly Agree	(5)	6	100.00%			5.00	4.30	4.53				
4: Agree	(4)	0	0.00%									
3: Neutral	(3)	0	0.00%									
2: Disagree	(2)	0	0.00%									
1: Strongly Disagree	(1)	0	0.00%									
N/A	(0)	0	0.00%									
					0	25	50	100	Question	This Academic Level	This Department	
Response Rate	Mean	STD	Median	This Academic Level	Mean	STD	Median	This Department	Mean	STD	Median	
6/27 (22.22%)	5.00	0.00	5.00	2142	4.30	1.05	5.00	67	4.53	0.85	5.00	

20 - The professor set high expectations for students in this course.

Shahrzad Ghourchian

Response Option	Weight	Frequency	Percent	Percent Responses	Means							
5: Strongly Agree	(5)	1	16.67%			4.00	4.17	4.30				
4: Agree	(4)	4	66.67%									
3: Neutral	(3)	1	16.67%									
2: Disagree	(2)	0	0.00%									
1: Strongly Disagree	(1)	0	0.00%									
N/A	(0)	0	0.00%									
					0	25	50	100	Question	This Academic Level	This Department	
Response Rate	Mean	STD	Median	This Academic Level	Mean	STD	Median	This Department	Mean	STD	Median	
6/27 (22.22%)	4.00	0.63	4.00	2139	4.17	0.87	4.00	66	4.30	0.76	4.00	

Saint Michael's College of Vermont

Fall 2022 Undergraduate Course Evaluations

Course: EC-101-C: Principles of Macroeconomics C-2022-FA-EC-101-C
Instructor: Shahrzad Ghourchian *
Response Rate: 6/27 (22.22 %)


21 - Comment on the aspects of this course that were most effective and least effective in promoting your learning:

Shahrzad Ghourchian



Response Rate 5/27 (18.52%)

- Class was always engaging and homework was very sparse and spaced out perfectly. Prep classes before exams were very helpful and going over exams in following classes were helpful.
- We would repeat the material that would be on our exams two or three times which I really appreciated because the information I needed was pretty much drilled in my head from class. I might've done better on my exams if we had more assignments to complete on our own and then correct together in class to see what parts of the material we misunderstood and could improve upon.
- Most effective aspects of this course as probably extra credit options, extra instructor help given, homework assignments, and class lectures. Aspects that weren't effective in promoting our learning was the textbook, some class lectures, and the midterms given, because not all the questions didn't apply always to what we learned.
- I learned a lot in this class. I would enjoy more group assignments because it was a great way to get a deeper understanding for the material.
- Love love loved this professor. I always looked forward to attending this class because of her style of teaching but also her humor. she made learning fun and easy, I found myself excited to sign up for more economic classes because of her. her assignment were easy if you attended class and most of them were not long to complete. no exams except for midterms and a final all of which were very fair and she looked for feedback from us a lot. I learned a lot and had a lot of fun in this class.

22 - The instructor fostered an atmosphere of respect related to individual differences.

Response Option	Weight	Frequency	Percent	Percent Responses
Strongly Agree	(5)	5	100.00%	
Agree	(4)	0	0.00%	
Neutral	(3)	0	0.00%	
Disagree	(2)	0	0.00%	
Strongly Disagree	(1)	0	0.00%	
Response Rate	5/27 (18.52%)			

23 - The instructor promoted meaningful discussions and dialogue which incorporated diverse perspectives.

Response Option	Weight	Frequency	Percent	Percent Responses
Strongly Agree	(5)	4	80.00%	
Agree	(4)	1	20.00%	
Neutral	(3)	0	0.00%	
Disagree	(2)	0	0.00%	
Strongly Disagree	(1)	0	0.00%	
Response Rate	5/27 (18.52%)			

24 - What were the strengths of this course related to a culture of inclusion and issues of diversity? Please be specific.

Shahrzad Ghourchian

Response Rate 4/27 (14.81%)

- Welcoming to all regardless of anything.
- Since our professor came from a different country, it brought a perspective to the class that was not just centered around American economics but also other nations that may not have as strong of an economy. We also had students in the class who were not from America who would also share details about the economy in their home country so that we could compare and deepen our understanding about the principles of macroeconomics.
- Professor Ghourchian would share the difference between her culture vs American culture. It was interesting to learn about difference different country's have.
- Coming from a different country she was very good about teaching us about the economics of other countries and the difference between them and America

25 - How could aspects of this course related to inclusion and diversity be improved? Please offer specific and constructive suggestions.

Shahrzad Ghourchian

Response Rate 3/27 (11.11%)

- I do not think we had the time to discuss how inclusion and diversity affected the economy since we were just learning the basic principles of macroeconomics.
- Not Sure
- no need for improvement

Saint Michael's College of Vermont
Fall 2022 Undergraduate Course Evaluations

Course: EC-101-C: Principles of Macroeconomics C-2022-FA-EC-101-C
Instructor: Shahrzad Ghourchian *
Response Rate: 6/27 (22.22 %)

26 - My Class is:													
Response Option				Weight	Frequency	Percent	Percent Responses	Means					
First Year				(1)	6	100.00%							
Sophomore				(2)	0	0.00%							
Junior				(3)	0	0.00%							
Senior				(4)	0	0.00%							
Graduate Student				(5)	0	0.00%							
N/A				(0)	0	0.00%							
							0	25	50	100	Question	This Academic Level	This Department
Response Rate	Mean	STD	Median	This Academic Level			Mean	STD	Median	This Department	Mean	STD	Median
6/27 (22.22%)	1.00	0.00	1.00	1990			2.43	1.13	2.00	64	2.78	1.20	3.00

27 - My Grade Point Average is around													
Response Option				Weight	Frequency	Percent	Percent Responses	Means					
3				(3)	2	33.33%							
3.5				(3.5)	2	33.33%							
3.75				(3.75)	1	16.67%							
4				(4)	1	16.67%							
							0	25	50	100	Question	This Academic Level	This Department
Response Rate	Mean	STD	Median	This Academic Level			Mean	STD	Median	This Department	Mean	STD	Median
6/27 (22.22%)	3.46	0.40	3.50	1844			3.46	0.49	3.50	63	3.38	0.49	3.50